

# HAKA 37/50W, 37/50WI

Technical data  
Version 07/2015

OPERATION WHEN DIRECTLY CONNECTED TO CHIMNEY	HAKA 37/50 W	HAKA 37/50 WI
Tested according to	EN 13229	EN 13229
Nominal heat power / Power absorbed to water	8 / 5,6 kW	8 / 6,4 kW
Efficiency	> 80 %	> 80 %
Consumption of wood	2,2 kg/h	2,2 kg/h
Mass flow of flue gas	6,7 g/s	6,7 g/s
<b>Average flue gas temperature</b> on the output	184 °C	184 °C
<b>Heat distribution</b>		
fireplace insert	16 %	6 %
door glass (single / double)	- / 14 %	- / 14 %
water	70 %	80 %
Required chimney pressure	12 Pa	12 Pa
Required amount of combustion air	20 m <sup>3</sup> /h	20 m <sup>3</sup> /h
Minimum supply air grating cross-section	250 cm <sup>2</sup>	200 cm <sup>2</sup>
Minimum outgoing air grating cross-section	300 cm <sup>2</sup>	250 cm <sup>2</sup>

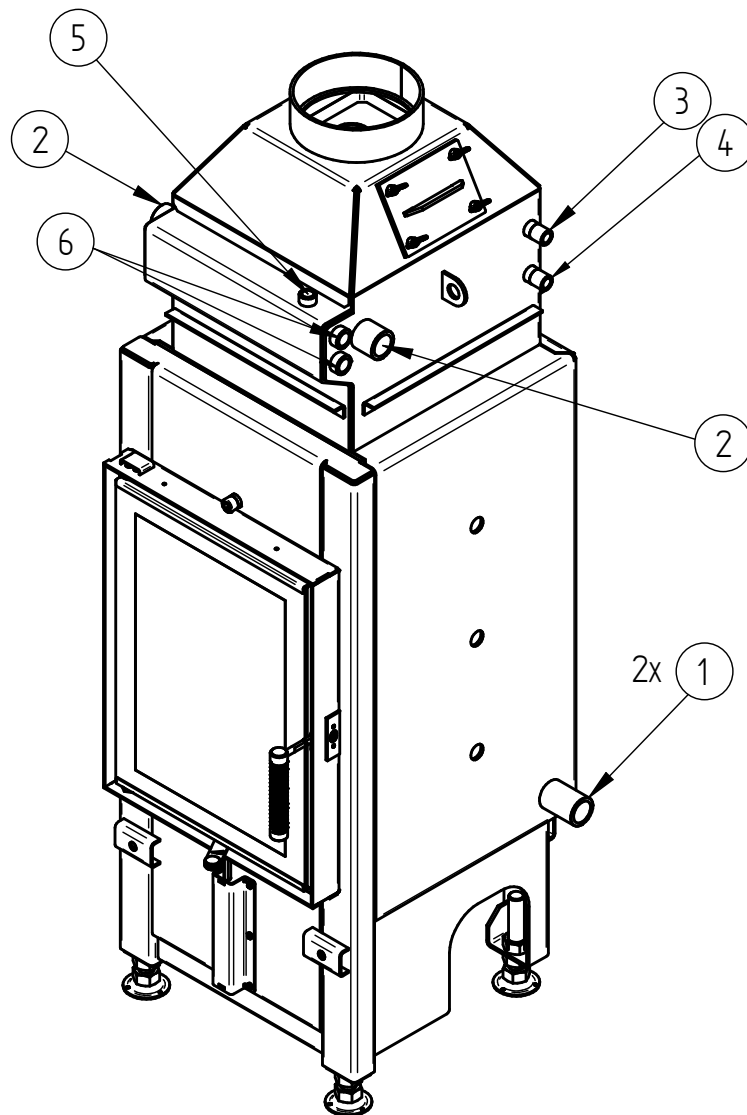
WATER EXCHANGER SPECIFICATIONS		
Maximum working pressure	2,5 bar	2,5 bar
Minimum return water temperature	55 °C	55 °C
Water capacity	47 liter	47 liter
Connection input / output	G 1 / G 1	G 1 / G 1

GENERAL TECHNICAL INFORMATION		
Combustion air connection	Ø 125 mm	
Total weight / lining weight	ca. 199 / 57 kg	ca. 206 / 57 kg
Use in non-ventilated accumulation builds according to craft rules	suitable	
Meets values	BlmSchV (Stufe2), 15a BVG	

# HAKA 37/50W, 37/50WI

Technical data  
Version 07/2015

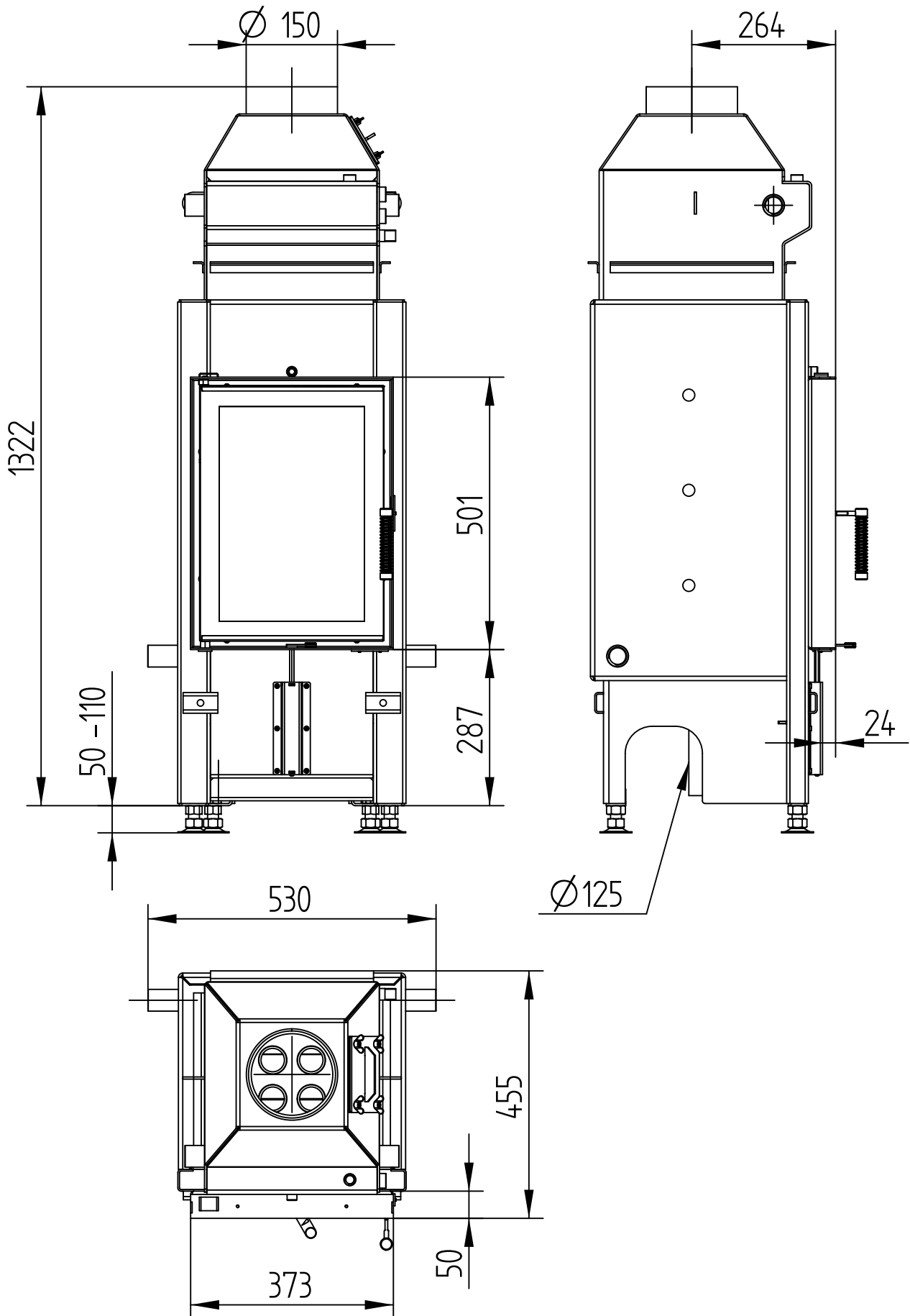
NR.	THREAD SIZE	DESCRIPTION
1	G 1" (IG)	Water supply from heating system - min. 55°C
2	G 1" (IG)	Hot water supply to heating system
3	G 1/2" (AG)	Water supply from the waterlines into the cooling loop
4	G 1/2" (AG)	Discharge of water from the cooling loop into the waste
5	G 3/8" (IG)	Pocket for air vent valve
6	G 1/2" (IG)	Pocket for thermal sensors



# HAKA 37/50W

Technical data  
Version 07/2015

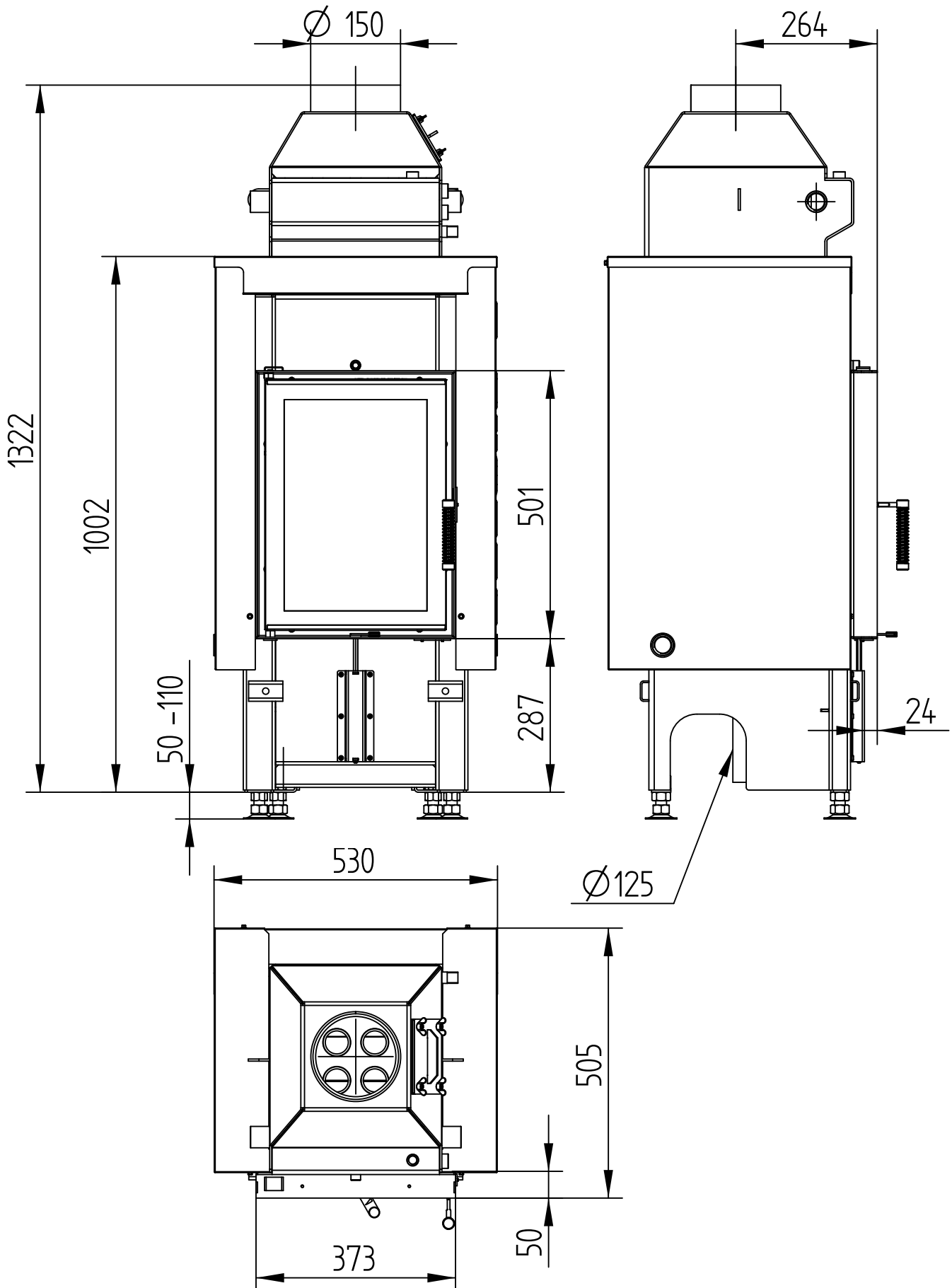
M 1 : 10



# HAKA 37/50WI

Technical data  
Version 07/2015

M 1 : 10

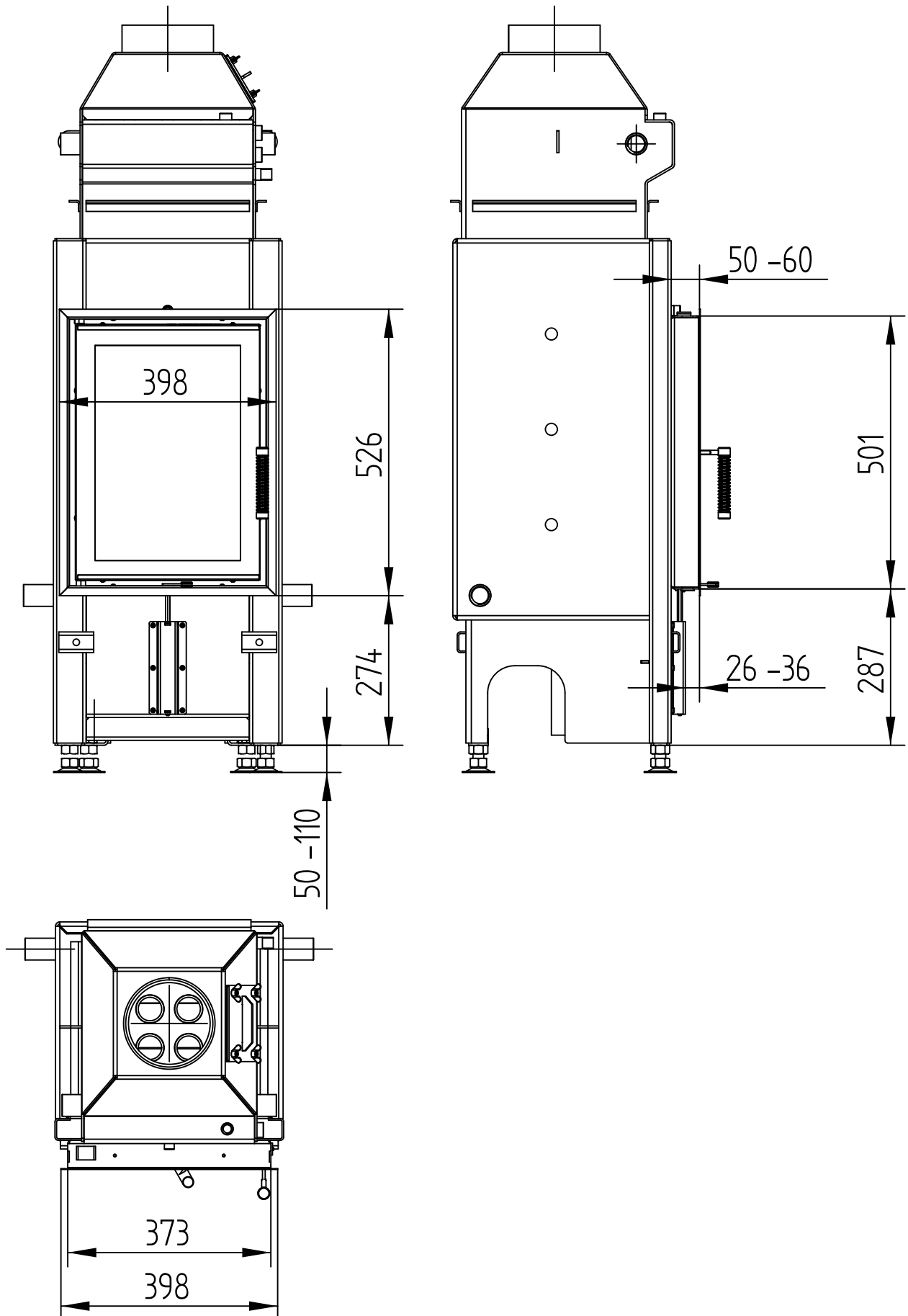


# HAKA 37/50W

Technical data  
Version 07/2015

COVER FRAME 4-SIDED 1 x 90°

M 1 : 10



# HAKA 37/50W

Technical data  
Version 07/2015

COVER FRAME 4-SIDED 2 x 45°

M 1 : 10

